

Secondary Glazing

Simple to fit and discreet in appearance, secondary glazing offers superb benefits to property owners, particularly those in need of some peace and quiet.

From noisy roads to noisy kids, our secondary glazing can reduce noise levels by up to 80% (54dB), but the benefits don't stop there. Draughts are eliminated, condensation is reduced and window security is enhanced simply by fitting an additional window on the room-side of your existing windows.

At Wright Glass, we have direct access to the entire range of Granada Secondary Glazing products and can provide solutions to suit any style of period property. Our aluminium frames are also available in over 200 colours.



Glass Types:

Secondary Glazing is supplied with either 4mm or 6mm float or toughened safety glass as standard.

Additional glass types include:

- 6.4mm Laminated glass - additional safety
- Pilkington K glass - increased thermal performance
- Stadip Silence Acoustic glass - enhanced noise reduction
- Obscure glass - varying levels of privacy



Benefits:

Quieter. Our windows have been independently tested and proven to reduce noise levels by up to 54dB.

Warmer. Granada Secondary Glazing products can eliminate draughts and reduce heat loss by up to 65 percent.

Safer. Tough aluminium frames are securely fixed, making them extremely difficult to open from the outside. Simple. Our windows can be retrofitted to virtually any building and window type, with little mess or intrusion.

Value. Secondary glazing is less expensive than primary systems. Window installation and maintenance is quick and simple.

t: 029 2048 6797

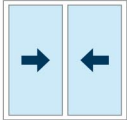
e: contact@wrightglass.co.uk

w: www.wrightglass.co.uk

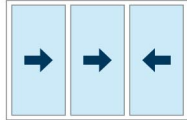
Wright Glass

Horizontal Sliding

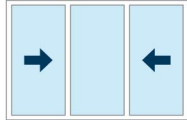
SS2 or HSS2

	2 panel		
	Max width	or	max height
T	2,400mm		1,800mm
H	3,200mm		2,700mm

CO3 or HCO3

	3 panel		
	Max width	or	max height
T	3,600mm		1,800mm
H	4,900mm		2,700mm

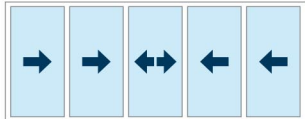
SS3 or HSS3

	3 panel (fixed centre panel)		
	Max width	or	max height
T	3,600mm		1,800mm
H	4,900mm		2,700mm

SS4 or HSS4

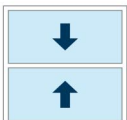
	4 panel		
	Max width	or	max height
T	4,900mm		1,800mm
H	4,900mm		2,700mm

SS5 or HSS5

	5 panel		
	Max width	or	max height
T	4,900mm		1,800mm
H	4,900mm		2,700mm

Vertical Sliding

BVS or HBVS

	Balanced vertical slider		
	Max width	or	max height
T	1,500mm		3,000mm
H	1,500mm		3,000mm

TBVS or HTBVS

	Tilt-in balanced vertical slider		
	Max width	or	max height
T	1,500mm		3,000mm
H	1,500mm		3,000mm

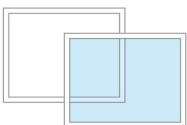
Insert Panel

INS

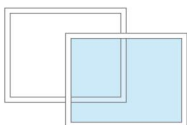
			
	Max width	or	max height
T	1,200mm		2,000mm

Lift Out

LO or HLO

	Lift out unit		
	Max width	or	max height
T	2,000mm		2,000mm
H	On Application		

SLO

	Slimline Lift out unit		
	Max width	or	max height
T	2,000mm		2,000mm

Hinged Casement

HU

	Traditional hinged casement		
	Max width	or	max height
T	950mm		2,100mm

Optional extras:

- Curved head window
- Gothic head window
- Trickle vent
- Acoustic trickle vent
- Acoustic tile board
- Shaped corners
- Flyscreen

Hinged Casement - (Heritage hinged unit will house up to 28mm sealed unit)

HHU or HHU-TT

	Heritage hinged casement		
	Max width	or	max height
H	1,400mm		2,400mm

DHHU

	Double heritage hinged casement		
	Max width	or	max height
H	2,800mm		2,800mm

All windows are supplied fully assembled and ready to install. Units comprise of an aluminium outer frame joined to a seasoned hardwood timber surround.